

*FLEX WEEK –
PROFESSIONAL
DEVELOPMENT*

Daniel Hall

Kalina Hill





BETTER TOGETHER

Why

Who

Where & When

How

Data

Actionable Items




WHY

As foundational part of Accreditation, Professional Development to include FLEX week and year-round training sessions are

- Integral part of our mission and core values
- Strategic directions in leadership and collective improvement
- Active part of our work on equity, diversity, inclusion and anti-racism
- CCCCCO Vision 2030

ALL OF US

FACULTY



ADMINISTRATORS



MANAGERS & CLASSIFIED



KEY COLLABORATORS



Event Scheduling

PJ Delgado
Leah Prendez

TSS

Brett Redd
Kristin Rabe
Jason
Heideman,
Israel Mendoza

M&O

Bernadette
Martinez
Justin Berhof

College Safety

Joseph Grubbs

WHERE & WHEN

SPRING/FALL

- Secure Rooms
- Process starts in April/ October
- Sessions run the week before start of semester (August/January)- Monday-Wednesday
- Adjunct Faculty Seminar – Wednesday evening
- Guest Speakers highlights and engagement (state and community) + logistics
- Accommodations and ASL Interpreters requests

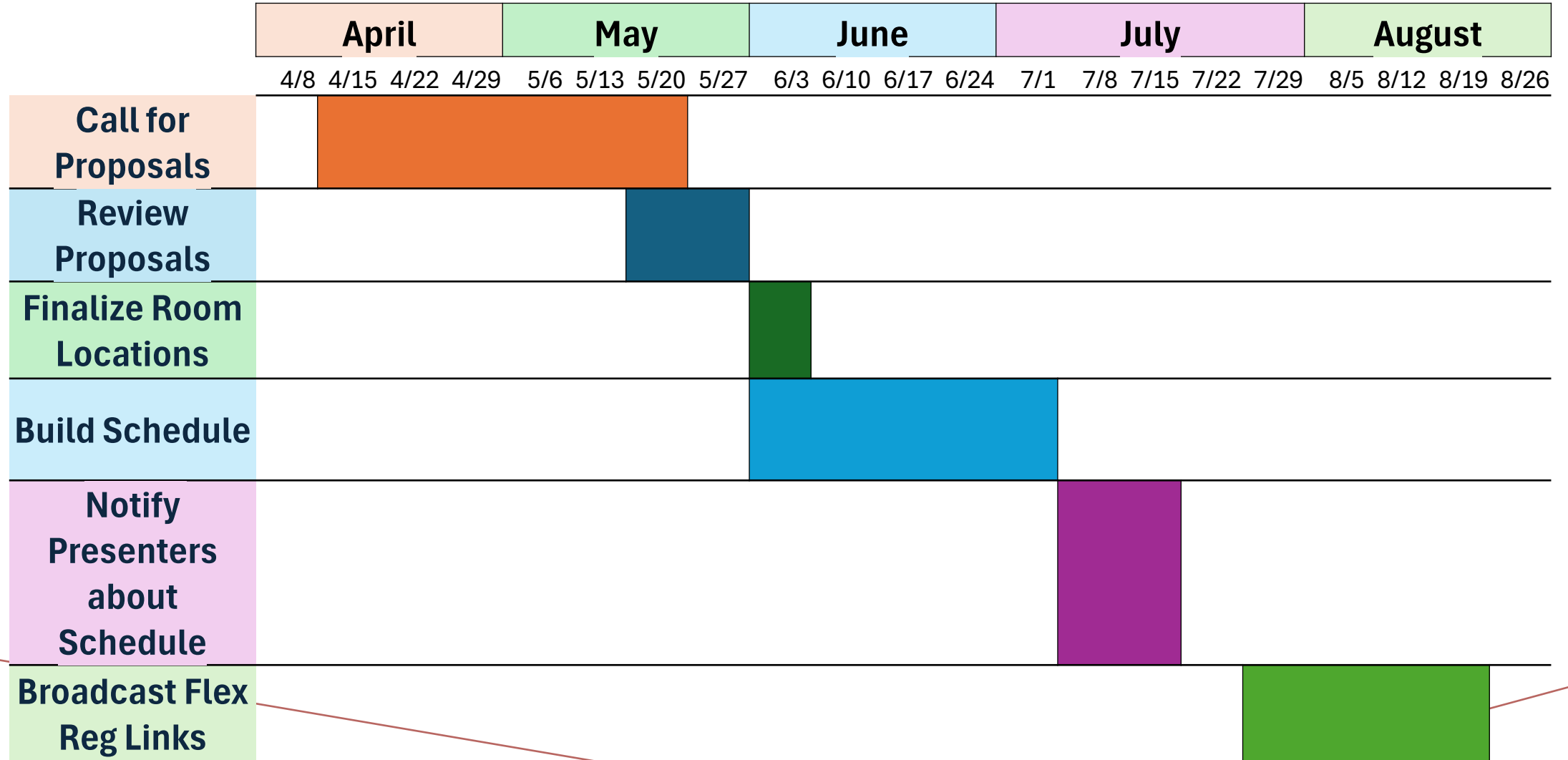


HOW -

*THE CHANGING
TECHNOLOGY*

Software: VRC, Google Docs, SpringShare

Leading Up to Fall 2024 Flex



SPRING 2024 FLEX

Support by BC Presenter's Role

Presenters' BC Role	Monday	Tuesday	Wednesday	Total
Admin. (*Director and Higher)	11	12	8	31
Managers	3	9	8	20
Classified	18	12	12	42
Faculty	23	19	12	54

Session Distribution By Hour (Spring 2024)

Day/Hour	8:00	9:00	10:00	11:00	1:00	2:00	3:00	4:00	6:00
Monday	6	6		5	5	4		3	
Tuesday	6	5		6	5	4	1	3	
Wednesday	5	5	1	4	5	4		5	1

Hour of the Day Participation Distribution

	By Hour									
Sections Offered By Hour (AM, PM)	<i>8:00 AM</i>	<i>9:00 AM</i>	<i>10:00 AM</i>	<i>11:00 AM</i>	<i>1:00 PM</i>	<i>2:00 PM</i>	<i>3:00 PM</i>	<i>4:00 PM</i>	<i>6:00 PM</i>	Total
Total Events	17	16	1	15	15	12	1	11	1	89
Registrations	232	316	58	250	365	208	1	238	38	1706
Attendance	154	207	51	189	242	156		174		1173

Total Unduplicated Headcount of Attendees = 501



Day of the Week Distribution

Day	Monday	Tuesday	Wednesday
Total Events	29	30	30
Registrations	561	506	639
Attendance	407	340	426
% Attended/Registered	73%	67%	67%

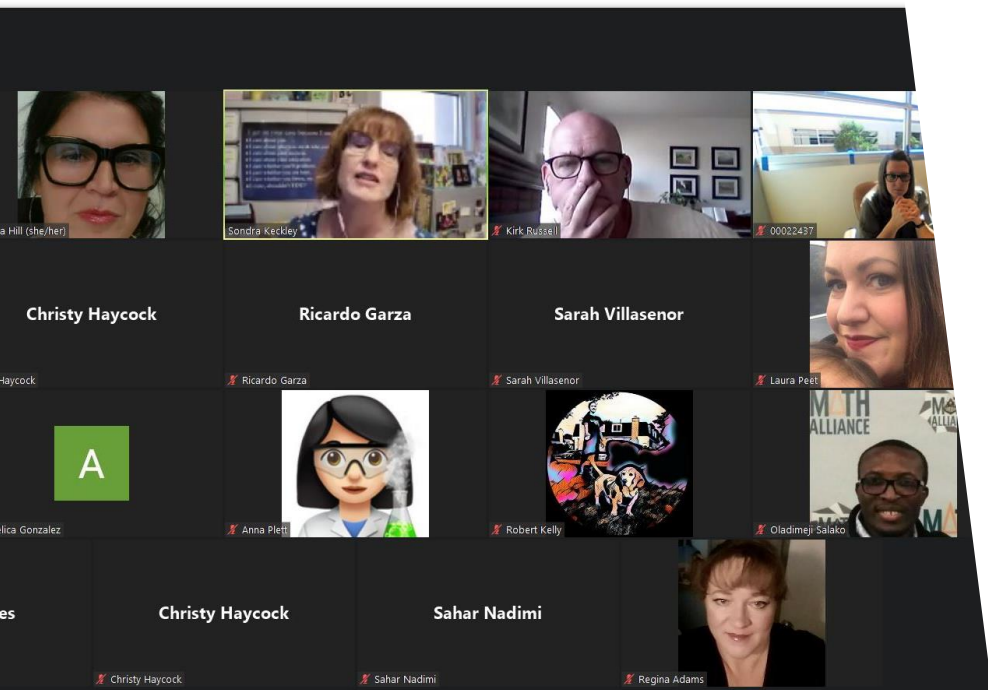


Comparison Attendance Virtual vs In-person

Day	Zoom Only	Hyflex	In-Person
Monday	154 (38%)	91 (22%)	162 (40%)
Tuesday	107 (31%)	108 (32%)	125 (37%)
Wednesday	143 (34%)	115 (27%)	168 (39%)

Spring 2024 Summary Attendance by Modality

Registration Type	In-Person	Online	Total
Registrations	906	800	1706
Attendance	656	517	1173
% Attended/Reg	72%	64%	69%



ACTIONABLE ITEMS FOR PDC

- Recruit Flex presenters, including scholarship recipients
- Encourage classified staff involvement with topic selection, presenting and participating
- Key PDC members assistance with logistical tasks supporting presenters & flow





QUESTIONS & THANK YOU

Daniel Hall

Daniel.hall@bakersfieldcollege.edu

Kalina Hill

Kalina.hill@bakersfieldcollege.edu