

# Porterville College

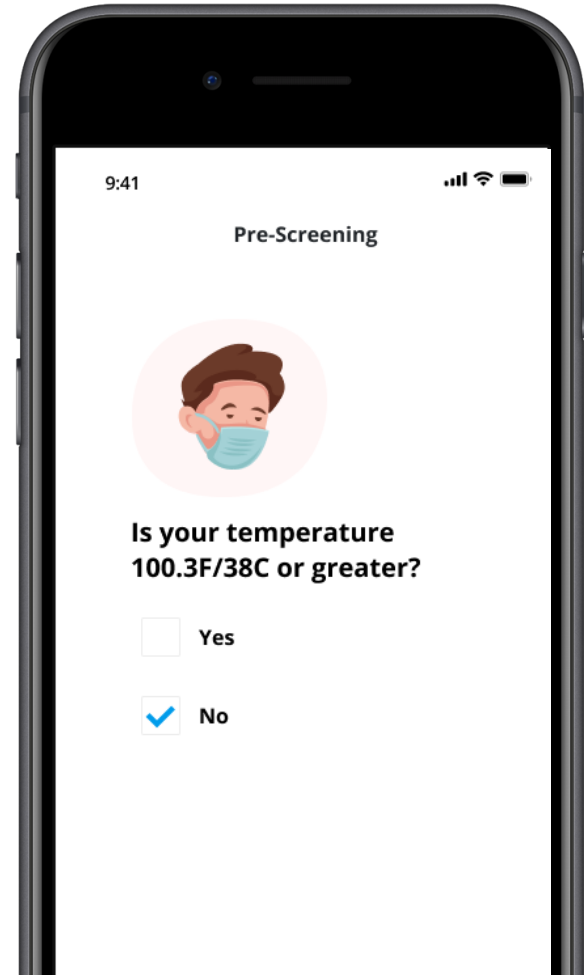
## Contact Trace Plus Implementation

December 1<sup>st</sup>, 2020

# Agenda


---

- Introductions
- Product & Timelines & Task:
  - Pre-screening & Health Pass
  - QR Codes
  - Case management
  - Health dashboard
- Student, staff, and faculty onboarding
- Implementation timeline/next steps



# Product Overview

---





**Pre-Screening**



**Case Management**



**Contact Tracing**



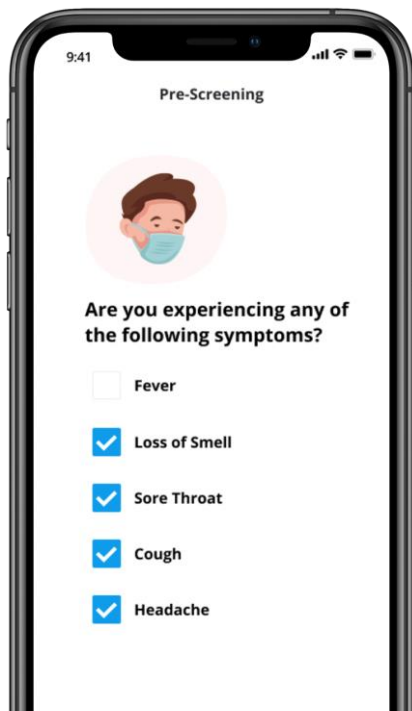
# Pre-screening, Self-reporting & Health Pass

**Phase 1 delivery**

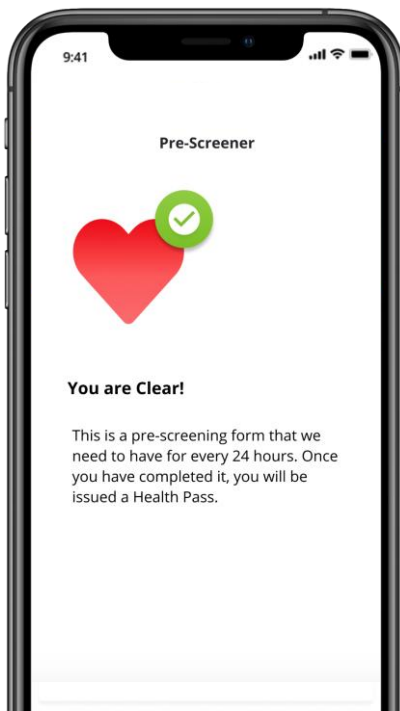
*December 1<sup>st</sup>*

# Pre-Screening & Health Pass

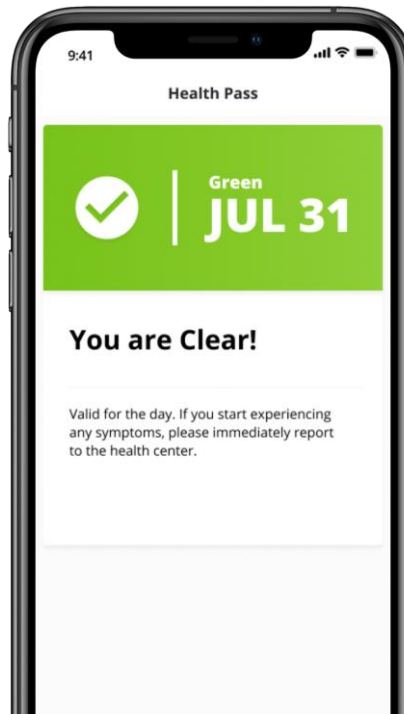
## 1. Pre-screening form



## 2. Results



## 3. Health Pass



# Pre-Screening & Health Pass

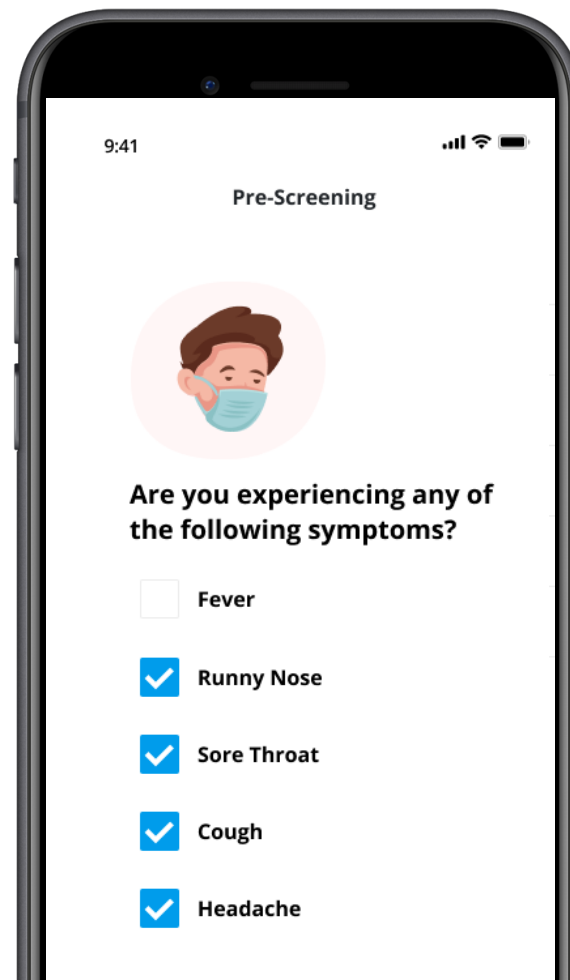
---

## Pre-Screening Form

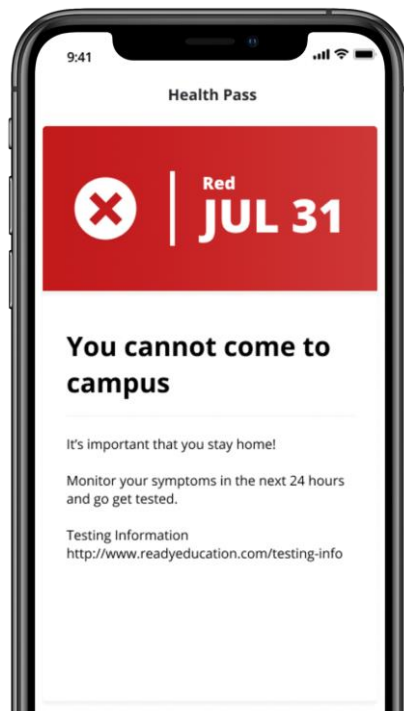
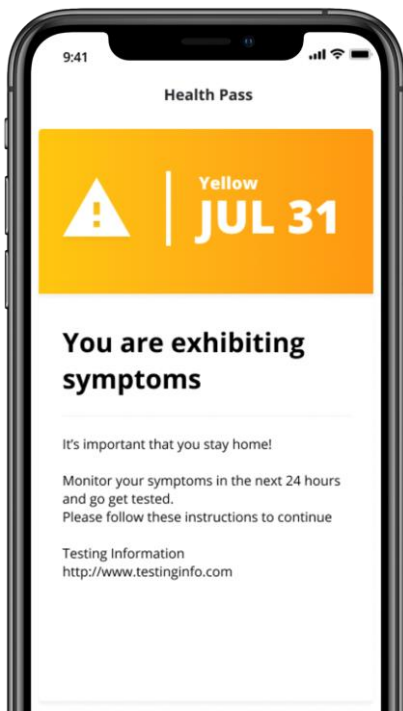
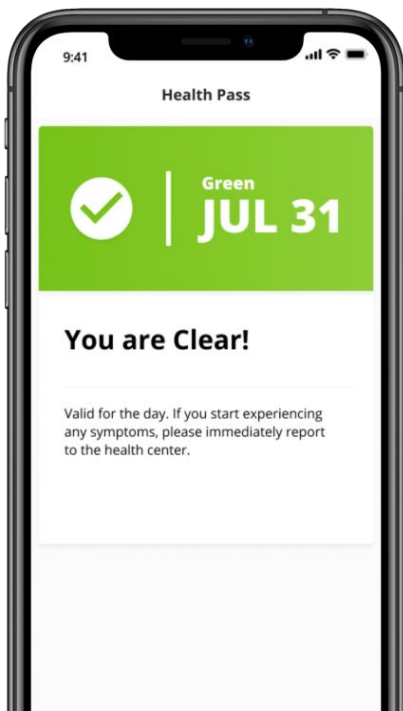
- Daily reminder
- Questions regarding symptoms and travel history
- Prompts pass/fail results based on answers
- History of form results through the app

## Clear Health Pass

- Requires student to conduct the pre-screening AND not have an active case
- Expires at the beginning of each day



# Types of health passes: Green/Yellow/Red





# Symptom Tracker

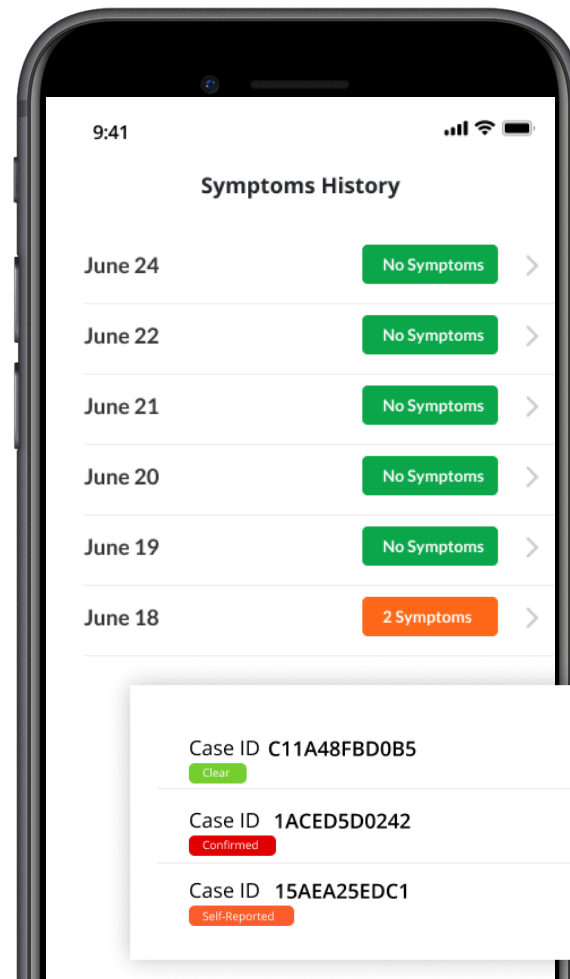
---

## Symptom Tracker

- Self assessment tool
- Can be used while in isolation or quarantine
- History of form results through the app

## Peer-to-Staff Chat:

- Use chat feature to stay connected with students while in isolation/quarantine
- Inform them about meal delivery/ other things

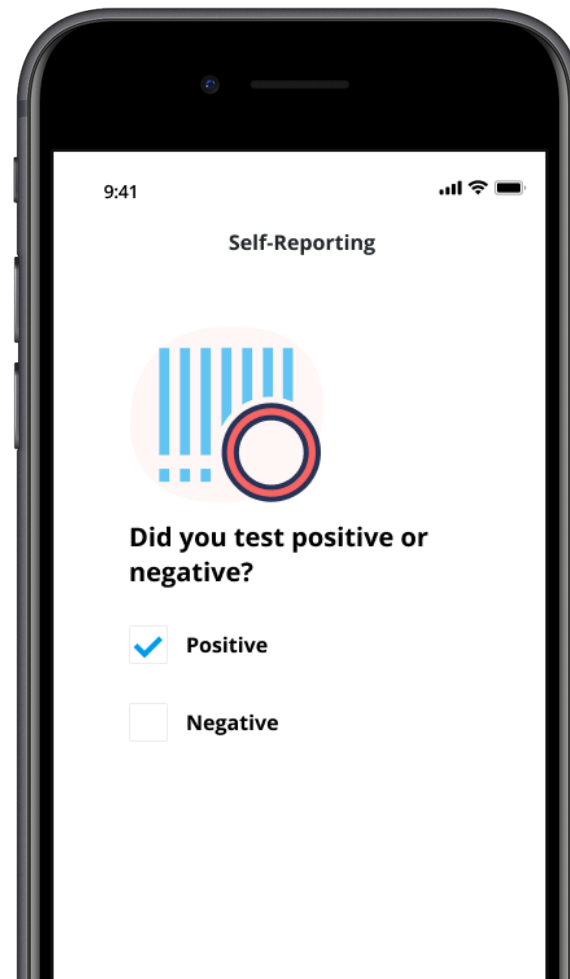


# Positive Case Self-Reporting

---

## Form

- Students can self-report test results from health authority
- Associate with test identification
- Customizable



# Form Builder

## Building

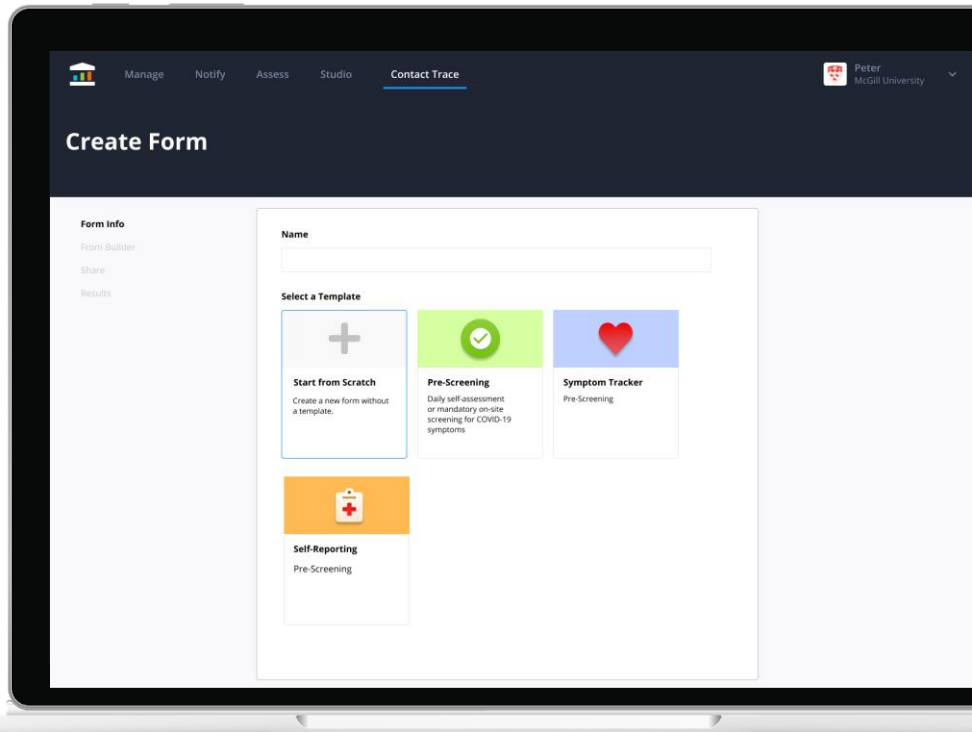
- Only available as part of Contact Trace permissions
- **Templates & Fully customizable Forms** for Pre-Screening
- Multiple choice, text, number

## Form Logic for Results & Passes

- Logic to skip questions and different results
- Results can prompt CT+ workflow actions

## Analytics:

- Pre-screening & Symptom tracker



# Implementation Plan:

---

## **Pre-screening/Symptom Tracker/ Self-reporting Forms & Health Pass**

### **Institution:**

- Review Pre-screening, symptoms tracker, Self-reporting form template, adjust accordingly and provide final version
- Review health pass template and approve language for the 3 health passes: green, orange, and red
- Designate administrator that will manage symptoms tracker, form adjustments

### **Ready:**

- Ready will input confirmed pre-screening and health passes by December 1<sup>st</sup>

# QR Codes

**Delivery:**

QR code validation with health pass: December 1<sup>st</sup>

# QR Scan Contact Trace

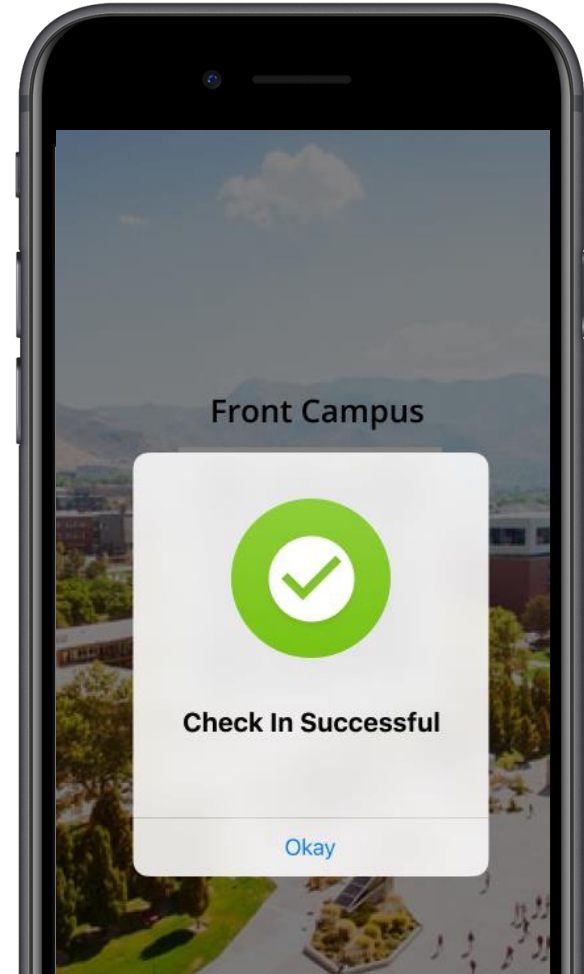
---

## Scanning

- Scan using the QR Scan in the app (not possible outside of the app)
- App account required (no visitors)

## Location Recommendations:

- Buildings
- Rooms / Offices
- Non building location venues



# Symptomatic Case Tracking

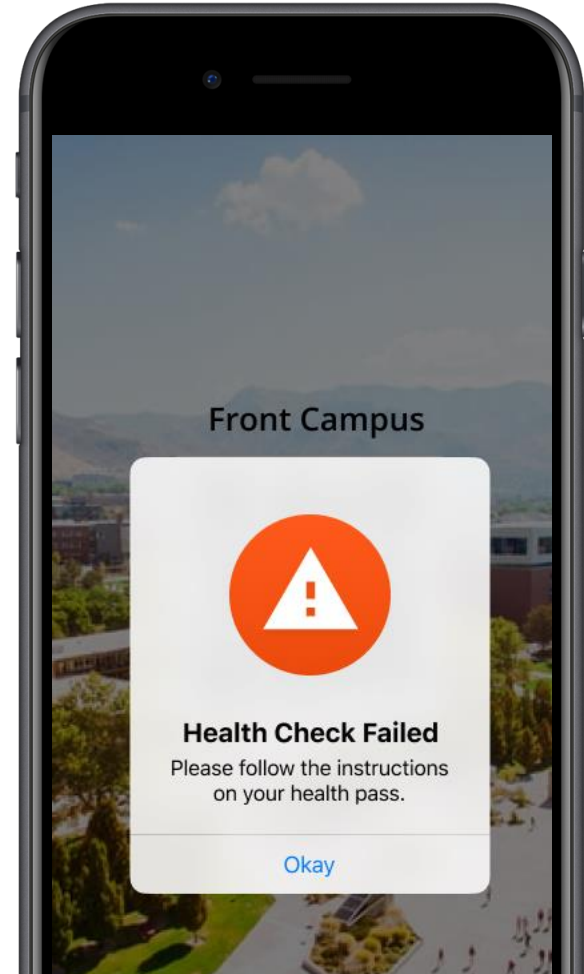
---

## Targeted Resource

- Provide targeted guidelines and instructions for students who fail pre-screening

## Non-Clear Health Pass

- If student has an active case or failed pre-screening
- QR scans will show a warning if student checks in with non-clear health pass (December 1<sup>st</sup>)



# Implementation Plan

---

## QR Codes

### Institution:

- Provide list buildings, rooms/office, Non building locations/venues
- Print and laminate the QR codes and post them at the entrance
- Designate a person/team that will access QR codes creation/data

### Ready:

- Ready Education can help create a QR code contact trace bundle document once all location are provided



# Case Management

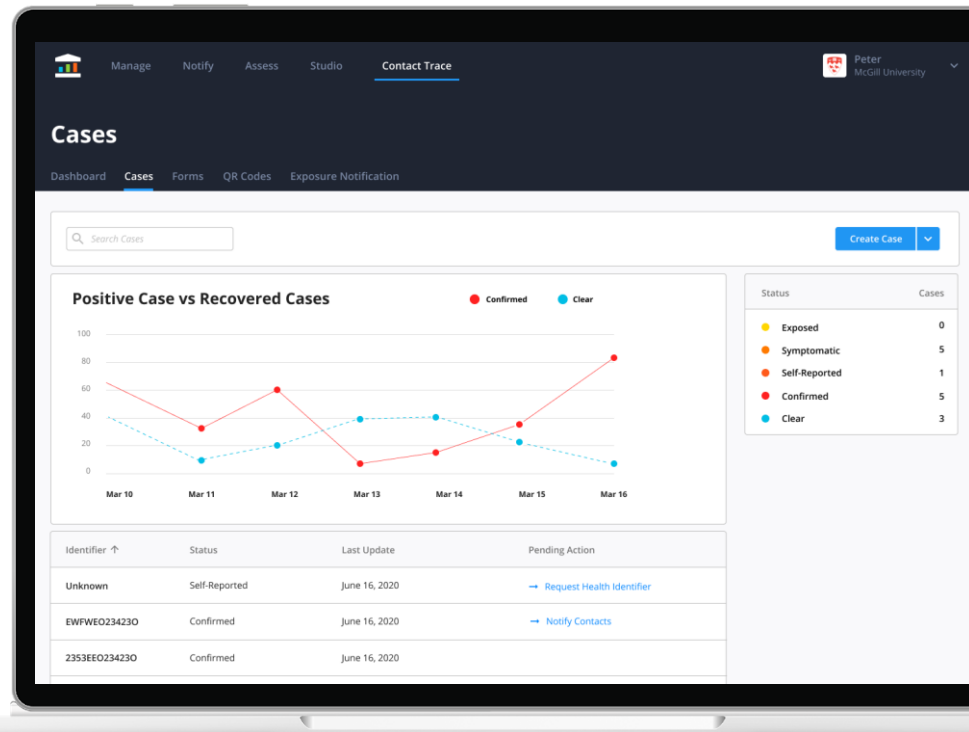
**Phase 2 delivery**

*December 7<sup>th</sup>*

# Symptomatic Case Tracking

## Case Management

- **Symptomatic status** triggers admin email notification in Case Management
- Campus Cloud Case Management tracks all cases
- Admin can manually change case statuses
- Export / import data

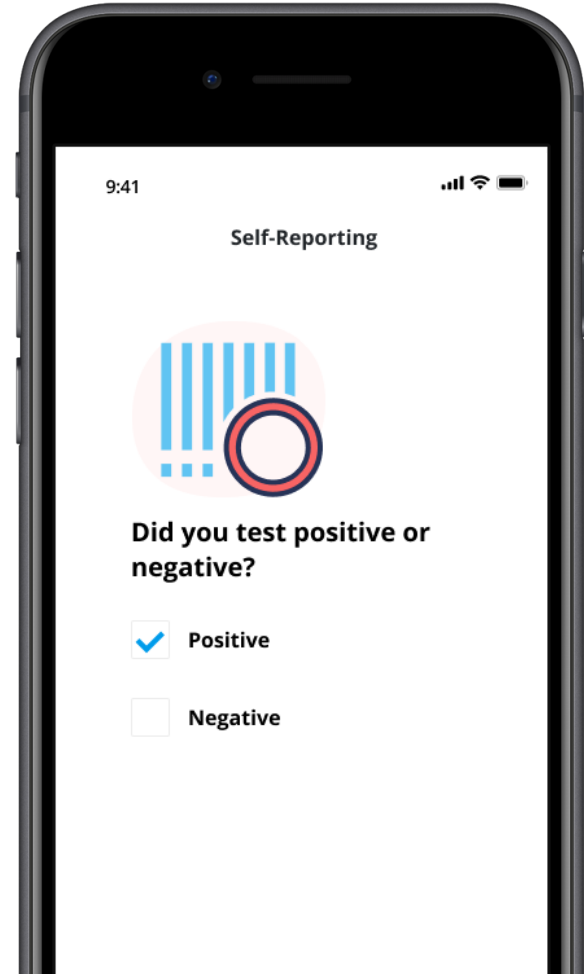


# Positive Case Self-Reporting

---

## Case Management

- Self-reported status in Case Management
- Email notification
- Admin verification to confirm case

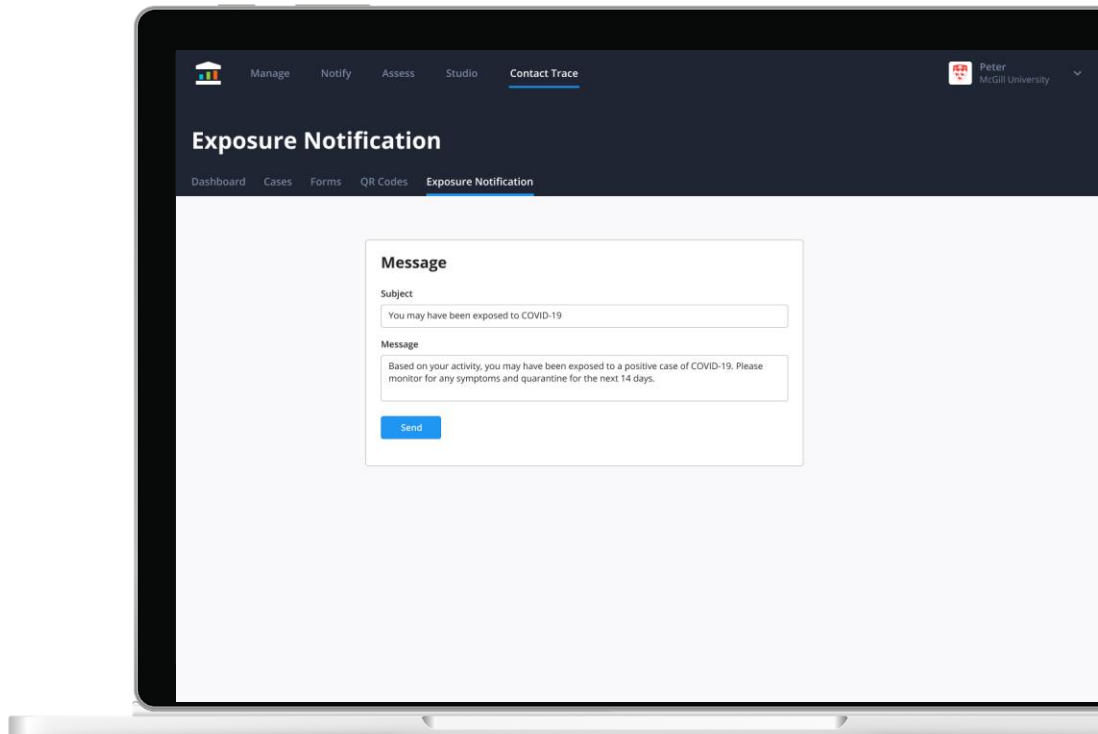


# Exposure Notification

---

## Case Management

- Confirm status manually or through import
- Contact tracing algorithm creates list of potentially exposed students
- Automatically creates exposure notification draft
- Send notification **manually**



# One-Stop Case Management

Pre-Screening

Positive Case Reporting

Manage Notify Assess Studio **Contact Trace** Peter McGill University

### Case Details

Dashboard **Cases** Forms QR Codes Exposure Notification

**Case 152**

Health Identifier: EWPWE0234230      Status: Confirmed

#### Case History

Date	Source	Status	Action
June 16, 2020	Manual	Confirmed	<a href="#">Notify Contacts</a>
June 15, 2020	<a href="#">Self-Reporting Form</a>	Self-Reported	<input checked="" type="checkbox"/> Confirm Status
June 14, 2020	<a href="#">Pre-Screening Form</a>	Symptomatic	<input checked="" type="checkbox"/> Testing Instructions
June 13, 2020	<a href="#">Pre-Screening Form</a>	Clear	
June 12, 2020	<a href="#">Case 14</a>	Exposed	<input checked="" type="checkbox"/> Notification Sent

Testing Facilitation

Exposure Notification

# Implementation Plan

---

## Case Management, Exposure notification, Symptoms tracker

### Institution:

- Select designated team that will monitor **case management & Symptoms** tracker
- Select designated person/team that will send exposure notification

### Ready:

- Training the week of Dec. 7<sup>th</sup> or earlier
- Give access to the admins

# Health Dashboard

**Phase 3 delivery**

December 14<sup>th</sup>

# Health Dashboard (Sep 18)

1500

Students Protected

Invite Students

10

New Reports

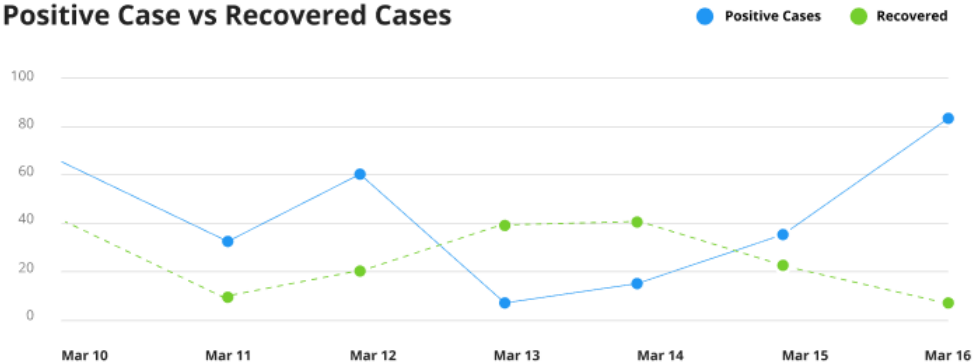
Review Reports

200

New Exposures

Send Message

Positive Case vs Recovered Cases





# Privacy-First Solution



**The most complete privacy-first  
solution for contact tracing in  
Higher Education**

# Implementation Plan

---

## Health Dashboard:

### Institution:

- Select designated team that will access **Health Dashboard**
- Decide to turn on/off the private token

### Ready:

- Training the week of December 14<sup>th</sup> or earlier
- Give access to the admins

# **Student, Staff, and Faculty onboarding**

# App Experience

---

## App Onboarding

- Step-by-step instructions for students, staff & faculty
- Ensure everyone registers to the app

## Centralized Resources:

- Pre-screening history
- Health Pass
- COVID-19 Resource Center
- Contact Tracing



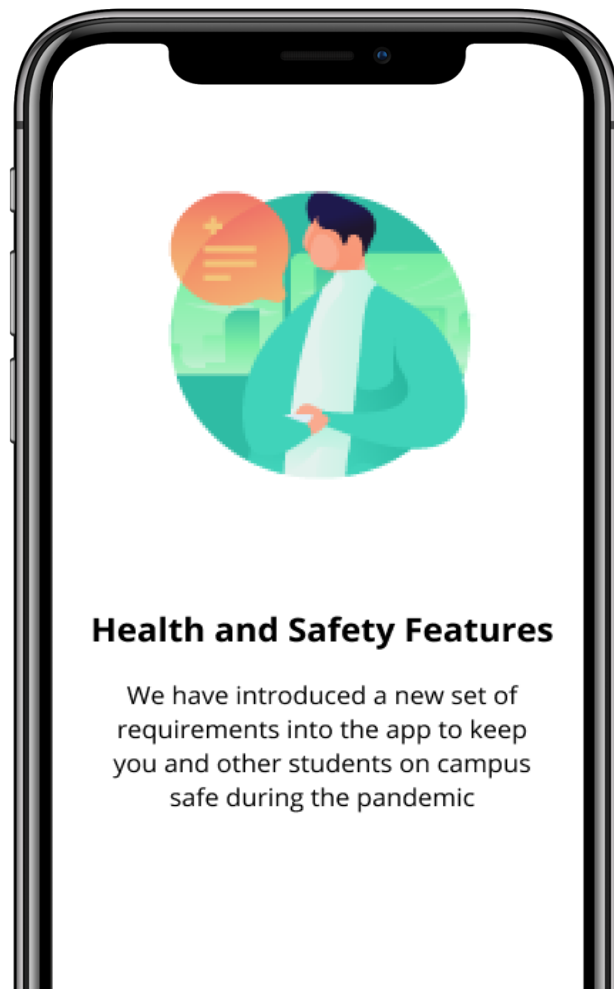
## Health and Safety Features

We have introduced a new set of requirements into the app to keep you and other students on campus safe during the pandemic

# App Promotion (provided by READY)

---

- **Campus-wide email**
- **Posters**
- **Website**



## **Health and Safety Features**

We have introduced a new set of requirements into the app to keep you and other students on campus safe during the pandemic

# Timeline/Next Steps



# Timeline

---

## ***Pre-Launch***

- Plan implementation

## ***Phase 1 – December 1<sup>st</sup>***

- QR Contact Tracing permissions
- Forms and form customization for Pre-Screening, Symptom Checker and Self-Reporting
- Health Pass

## ***Phase 2 – December 7<sup>th</sup> (Training week of Dec. 7<sup>th</sup> or sooner)***

- Case Management System
- Exposure Notification

## ***Phase 3 – December 14<sup>th</sup> (Training week of Dec. 14<sup>th</sup> or sooner)***

- Health Dashboard
- Privacy Identifier
- API

# Next Steps

---

## Institution Tasks:

### *Phase 1*

- Pre-Screening & Health Pass, Symptoms monitoring: Approve and confirm form and health pass, identify admin
- QR codes: Identify location, print QR , identify admins
- Training webinars every Friday at 2:30pm EST ([registration link](#))

### *Phase 2*

- Case Management & Exposure notification: Identify team who will need these permissions
- Join training the week of Dec. 7<sup>th</sup>

### *Phase 3*

- Health Dashboard & Privacy decision: Identify team who will need these permissions
- Join training the week of Dec. 14<sup>th</sup>

- **Schedule Follow-up Call & On-Going Support** (unlimited training & support)



**Thank You!**



## Proposed Porterville College Pricing

ITEM	PRE-SCREENING & HEALTH PASS, SYMPTOMS MONITORING	COMPLETE PLATFORM	COMPLETE PLATFORM + LMS/SIS INTEGRATIONS
<i>Enrollment</i>	<i>Site license*</i>	<i>Site license</i>	<i>Site license</i>
Implementation	\$3,500	\$5,000	\$10,000
Software	\$15,000	\$21,500	\$32,500
Support	Included	Included	Included
<b>Total</b>	<b>\$18,500</b>	<b>\$26,500</b>	<b>\$42,500</b>