

# Spring 2023 ILO 3 Assessment Report

## Introduction

This report documents the Bakersfield College (BC) Assessment Committee's assessment of Institutional Learning Outcome (ILO) 3 during the 2022-2023 academic year. During Fall 2022, the committee to assess ILO 3 during 2022-23, then assessed ILO 3 as a committee during Spring 2023.. The findings, which are outlined in this report, were overall very positive.

## Assessing ILOs at Bakersfield College

Bakersfield College has [4 Institutional Learning Outcomes](#) (ILOs), with the goal that every student who completes a degree or certificate at BC will be able to achieve each ILO. As the Assessment Committee's [charge](#) states, the committee's primary purpose is to "help support student learning by ensuring that all processes related to assessment are consistent with the mission of the college, addresses the needs of students and the community, and meets the requirements of law and regulation." As such, the Assessment Committee endeavors to regularly assess BC's 4 ILOs. Examples of assessments of other ILOs can be found on the committee's [Institutional Learning Outcomes Assessment](#) page.

## Institutional Learning Outcome 3

Bakersfield College's [Institutional Learning Outcome 3](#) is "Demonstrate: Demonstrate competency in a field of knowledge or with job-related skills."

## Methodology for Assessing ILO 3

The Assessment Committee modeled its assessment of ILO 3 on the [successful assessment of ILO 2](#) that the committee completed in 2021-22. On the quantitative side, the committee collaborated with the Office of Institutional Effectiveness to analyze pre-existing assessment data in eLumen.

On the qualitative side, the committee asked for campus-wide, cross-disciplinary participation from BC faculty members to volunteer an example (termed "artifacts") of an assessment they use in their courses that asks students to demonstrate knowledge in a field of discipline or with job-related skills. The committee evaluated the submitted artifacts based on a rubric created by the committee.

# Results

## Tableau Data

To pull the quantitative data needed for assessment of ILO 3, the Assessment Committee worked with its representative from the Office of Institutional Effectiveness, Sooyeon Kim (Director of Institutional Research). Ms. Kim created an [ILO Dashboard Tableau](#) containing data for all 4 of BC’s ILOs. The [Tableau](#) has a drop-down menu that allows the user to choose which ILO’s data they wish to look at (see Figure 1).

Currently, the [Tableau](#) shows assessment data from 2018-2022. There is data from 1,730 courses whose student learning outcomes map to ILO 3.

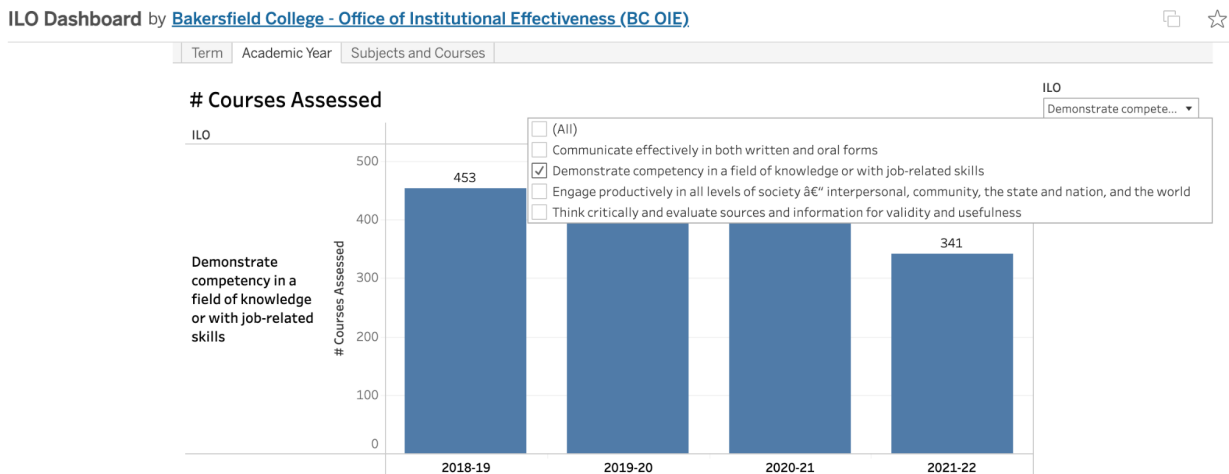


Figure 1

Across the 4 academic years assessed in the Tableau (18-19 through 21-22), an average of 86% of students met or exceeded expectations in courses whose SLOs mapped to ILO 3 (see Figure 2). The percentages of students meeting or exceeding expectations by semester ranged from 85%-88%. These numbers are quite high and show that BC students are meeting expectations for ILO 3. The Assessment Committee qualifies “meeting expectations” as achieving a score of 70% or or higher and “exceeding expectations” to be over 90%.

## % Exceeded or Met Expectations

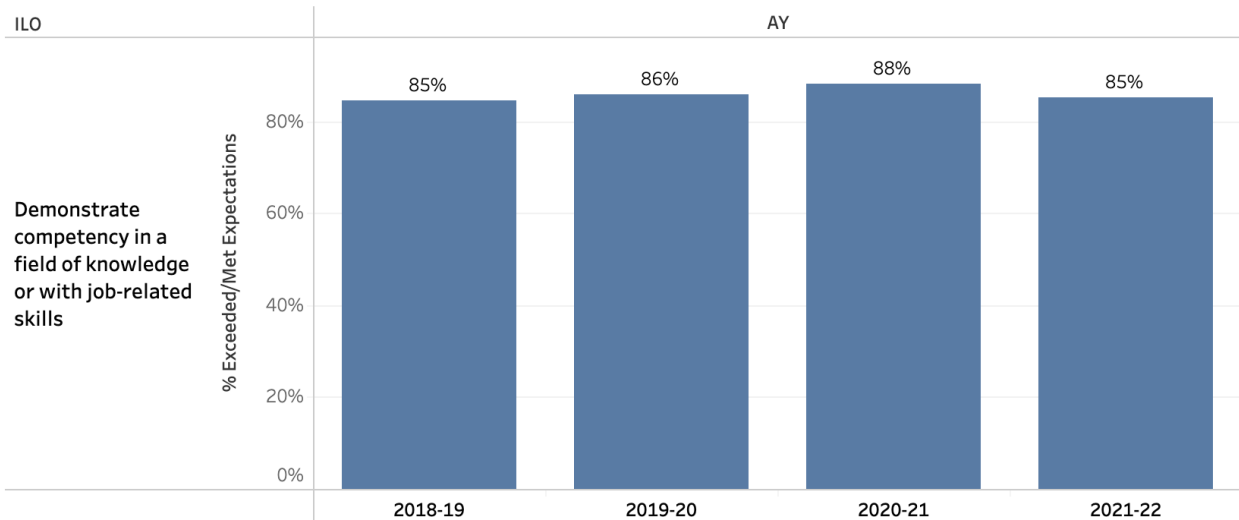


Figure 2

## ILO 3 Artifacts

### Artifact Recruitment

Artifacts showcasing evidence that students are asked to achieve ILO 3 (Demonstrate) at BC were recruited from faculty via an [official call for artifacts](#). 19 artifacts were submitted to the Assessment Committee from Bakersfield College faculty. These artifacts represent 10 pathways (see chart below).

Pathway	Course Name
Agriculture, Nutrition, & Culinary Arts	SOIL B1
Arts, Communication, & Humanities	SPAN B4
Arts, Communication, & Humanities	ART
Business	BSAD B1
Business	BSAD B29
Education	CHDV B22
Education	CHDV B41
Health Sciences	PHTA B62
Health Sciences	NURS B40
Industrial Technology & Transportation	AUTO B33
Performing Arts	MUSC B4
Public Safety Training	EMTC B50

Social & Behavioral Sciences	ANTH B2
Social & Behavioral Sciences	ANTH B3
Social & Behavioral Sciences	ANTH B7
STEM	COMP B5
STEM	CHEM B1B
STEM	BIOL B32
STEM	PHYS B4B

## Artifact Assessment

To determine whether these artifacts did ask students to demonstrate knowledge or skills, the Assessment Committee assessed each artifact. To do so, Assessment members were split into teams and assigned artifacts to assess using a [rubric](#) developed by the committee. Assessment Committee Co-Chair Faith Bradham compiled the results in [this spreadsheet](#). The results were overwhelmingly positive.

All 19 artifacts submitted met or exceeded expectations in asking students to demonstrate competency in a job-related skill or in a field of knowledge. No artifacts did not meet expectations for job-related skills and no artifacts did not meet expectations for a field of knowledge (Chart 1).

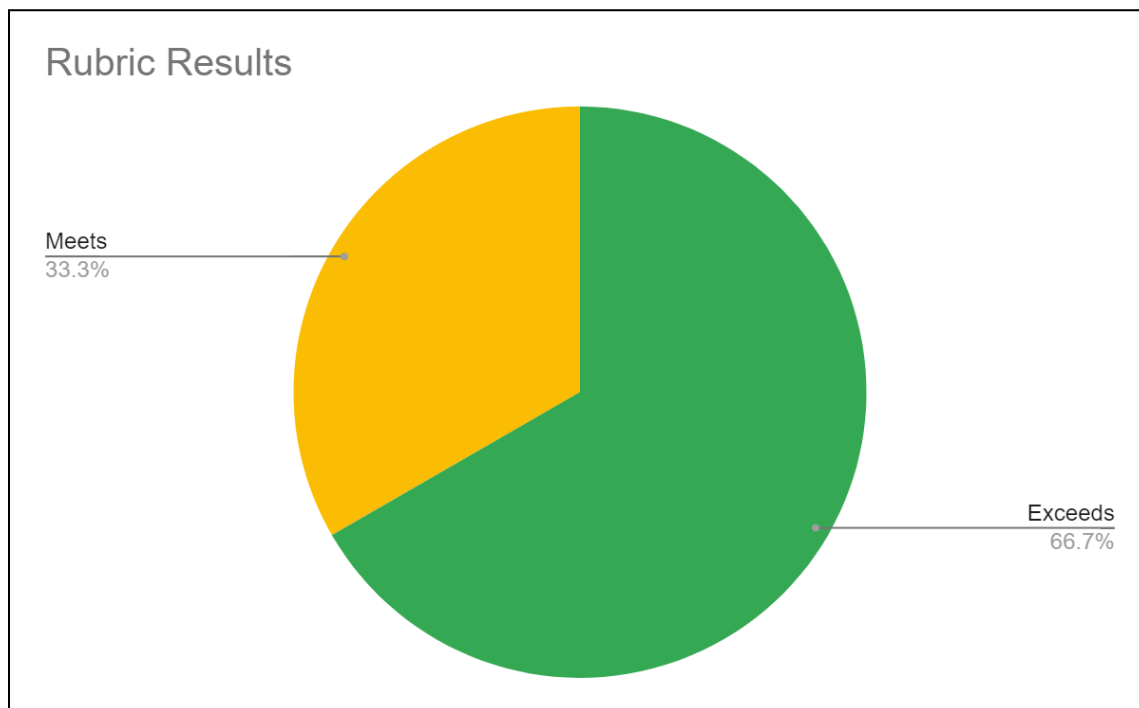


Chart 1

16 artifacts met or exceeded expectations for demonstrating competency in job-related skills (Chart 2) and 17 met or exceeded expectations for demonstrating competency in a field of knowledge (Chart 3). 14 artifacts met or exceeded expectations in both categories.

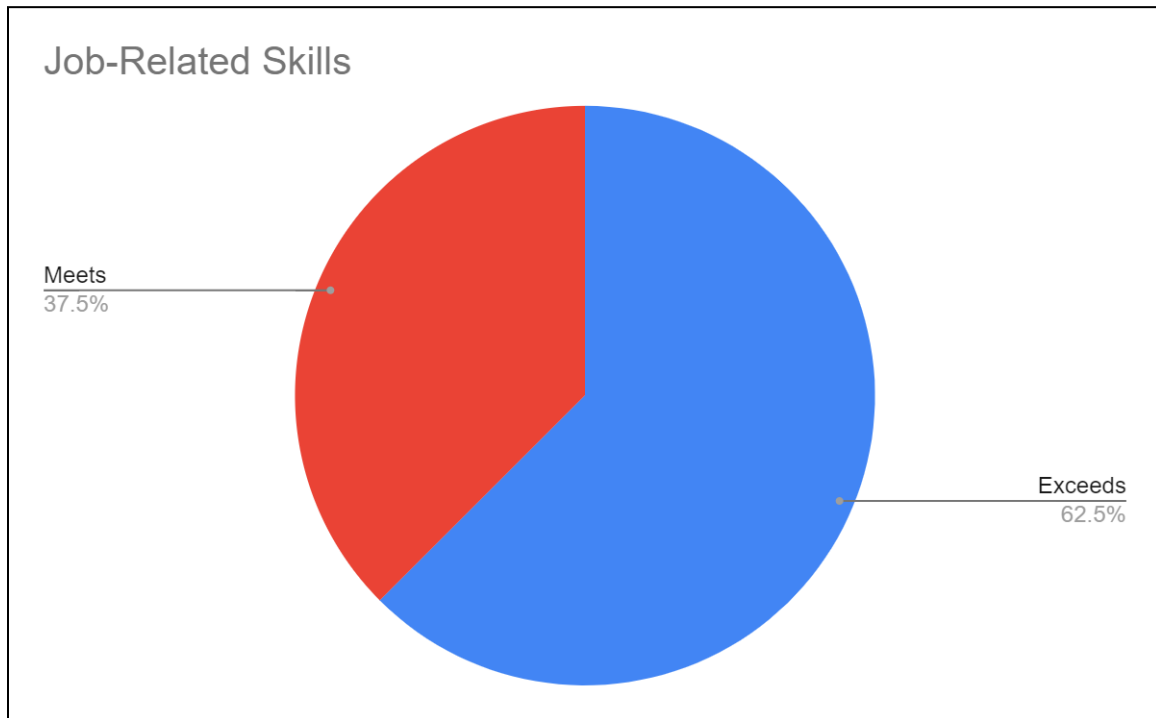


Chart 2

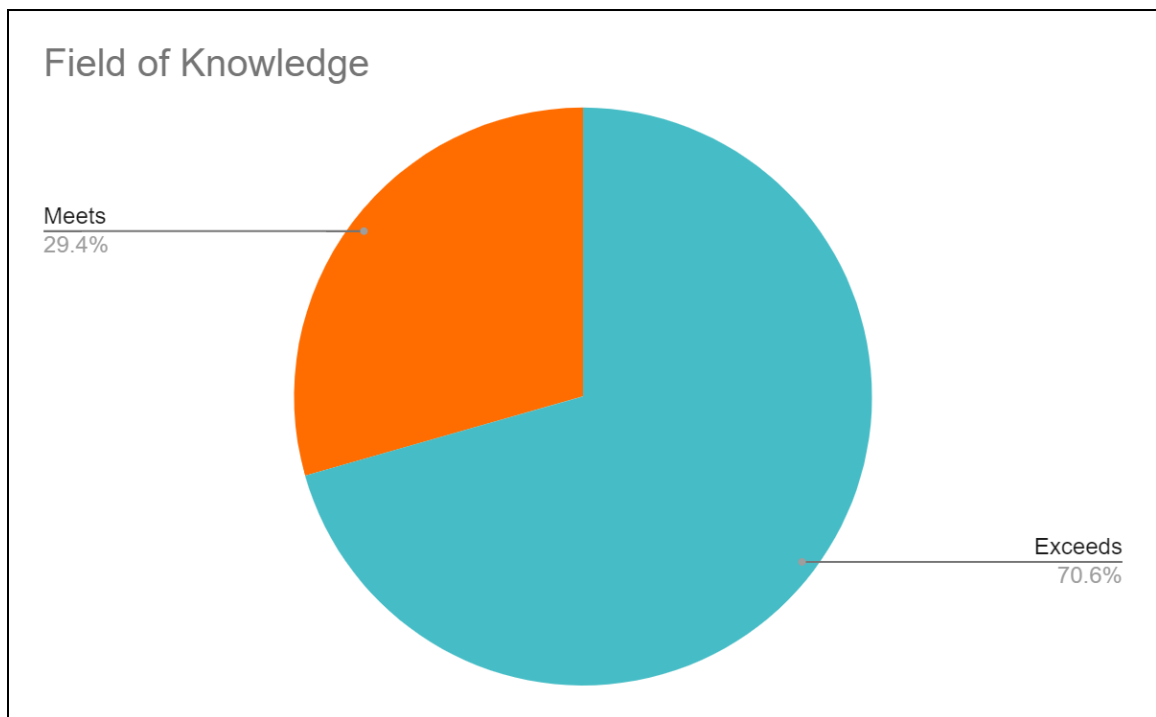


Chart 3

# Conclusion

The Assessment Committee finds that Bakersfield College meets expectations for ILO 3: Demonstrate. Our quantitative data shows that an average of 86% of students who took a course mapping to ILO 3 from 2018-19 to 2021-22 met or exceeded expectations in that course, while our qualitative data shows that 100% of artifacts submitted met or exceeded expectations for assessing students' ability to demonstrate knowledge or skills in that course.