

STRATEGIC DIRECTIONS: TAKING STOCK, YEAR 2

Report to College Council
AIQ & Strategic Directions
December 2, 2016



STRATEGIC DIRECTIONS 2015-2018



Graphic created by Duane Anderson



ROAD MAP TO INSTITUTIONAL EFFECTIVENESS AND STUDENT SUCCESS

- The intent is to complete the initiatives over the course of the three-year cycle.
- Each year the College will evaluate the progress it has made on each initiative.
- AIQ will report at the annual College Leadership Year-End Review & Planning Meeting.



THE PLAN

- Fall Committee Reports will update progress on the initiatives.
- The committees and other reporters will share their progress.
- Following its charge, AIQ will “review and monitor evaluation activities to ensure they result in integrated, meaningful, and sustained college improvement.”
- AIQ will analyze the Strategic Directions Reports, create a summary, and present the information to College Council in early December.













SCORING OUR WORK

December 5, 2014



GOAL #1: STUDENT SUCCESS

-  1. Increase student success by utilizing.....
-  2. Advance the student learning outcomes....
-  3. Utilize the following five principles....
-  4. Enhance online instruction and services.
-  5. Utilize Data and improves services....
-  6. Develop and implement prerequisites....
-  7. Leverage technology to increase completion rates...
-  8. Implement fully My Degree Path.....
-  9. Evaluate and improve matriculation services....
-  10. Dedicate resources to advance student development.....

SCORING OUR WORK, 2015--

- Green means an initiative has been completed.
- Green and yellow together represent work perpetually in progress.
- Yellow indicates the work is in progress.
- Red shows that work has not yet begun.



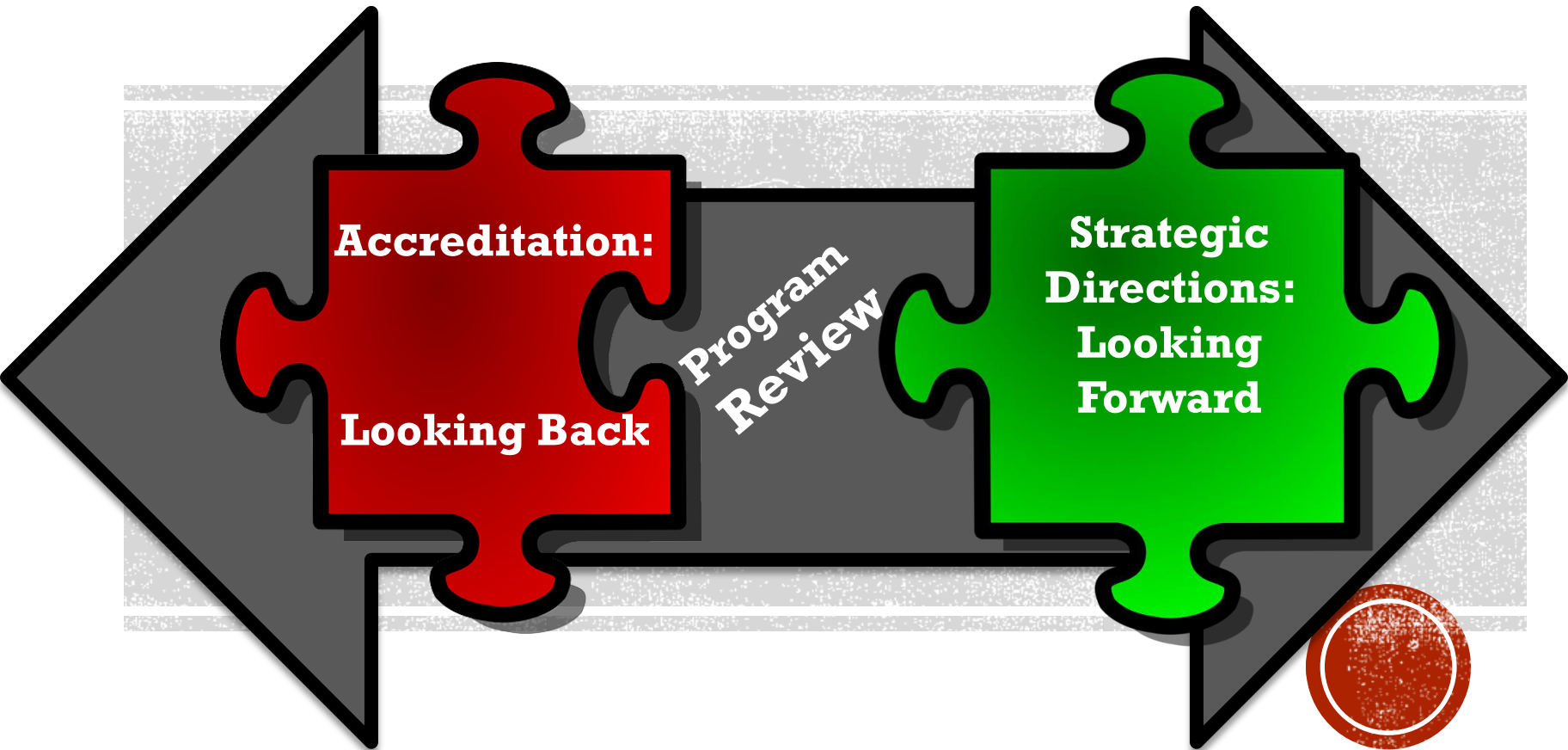
- ***Initiatives with yellow or red icons will need to include action plans for completion.***



LET'S TAKE A LOOK . . .

<https://www.bakersfieldcollege.edu/scorecard/strategic-directions>






Accreditation:

Looking Back

**Program
Review**

**Strategic
Directions:
Looking
Forward**



KEY FACTS

- Second year of the three-year cycle.
- Fall report is an update with action plans.
- Evidence will be submitted with year-end report.

Submission Rates	
Fall 2015	37%
Spring 2016	83%
Fall 2016	84.9%

- Reports are posted on AIQ page and Scorecard.
- *Sustainable Continuous Quality Improvement*



DATA

Spring 2016	Scoring category	Fall 2016
2	completed	3
18	perpetually in progress	28
15	in progress	20
51	mixed results	42
8	not yet begun	4
5	no response	2



TEAMS

- 26 initiatives have 1 entity responsible.
- 73 initiatives have 2 or more entities responsible.

- 8 reports were not received.
- 6 of the 8 have never submitted a report.



THINGS WE HAVE LEARNED

- This is a process.
- Wording of the initiatives matters.
- It is good when a committee works as a group to complete the report.
- It is good when multiple committees, individuals, or groups work together on initiatives.
- There is a lot of good in these reports, but we aren't getting back what we expected.
- The process for reporting out the work has not yet been embedded in the work of committees and groups.
- The work of the initiatives appears to be embedded in the work of the college—but we're not sure.



NEXT STEPS

- We need to continue to do training workshops.
- We all need to read the analysis of these reports.
 - Are we duplicating work?
 - Are we working in silos?
 - Could we be working together more productively?
- We need to assess both the progress on the initiatives and the reporting process.
- We need to evaluate our scoring process: Is “perpetually in progress” a realistic assessment?



FEEDBACK

- How can we improve the process to get the information we want?

